



LIFEFORCE

Surviving Sudden Cardiac Arrest at Sea

Contents

What is Sudden Cardiac Arrest?	3
Facts about Sudden Cardiac Arrest	4
Causes of Sudden Cardiac Arrest	5
What are the Risks of SCA at Sea?	7
Liberian Flag Data	9
Real Life Stories	10
The Chain of Survival	11
What is CPR?	12
The Importance of AEDs	13
What is an AED?	14
Who Can Use an AED?	15
What Should I Look For in a Marine AED?	16
What Else Should I Consider? Pads	17
What Else Should I Consider? Storage	18
What Else Should I Consider? Training	19
The Lifeline AED	20
The Lifeline VIEW AED	21
Compare Our AEDs	22
What packages are available?	23
Accessories	24
What Our Customers Say	26
Frequently Asked Questions	27

What is Sudden Cardiac Arrest?

Sudden Cardiac Arrest is a life-threatening condition that occurs when the heart's electrical system malfunctions, causing the heart to stop beating effectively suddenly. This abrupt disruption in the heart's rhythm prevents blood from pumping to the brain and other vital organs, leading to a rapid loss of consciousness and breathing.

Unlike a heart attack, which is caused by a blockage in the blood vessels supplying the heart, SCA is an electrical problem that affects the heart's ability to function correctly. It can strike without warning, regardless of age or fitness level, and requires immediate intervention to save the victim's life.

Key points to remember about SCA:

- It is a leading cause of death worldwide, claiming millions of lives each year.
- It can happen to anyone, anywhere, at any time.
- The chances of survival decrease rapidly with each passing minute without treatment.
- Immediate defibrillation is the only effective treatment for SCA.

Symptoms of SCA:

- Sudden collapse
- Unresponsiveness
- No breathing
- No detectable pulse

If you witness someone experiencing these symptoms, it is crucial to act quickly and call for emergency medical assistance. If an AED is available, use it immediately to increase the chances of survival.

Remember: SCA is a medical emergency that requires immediate action. By understanding the condition and being prepared to respond, you can help save lives.

Facts about Sudden Cardiac Arrest

Sudden Cardiac Arrest is a leading cause of death globally, claiming millions of lives each year. It is a condition that can strike anyone, anywhere, at any time, regardless of age or fitness level. Understanding the facts about SCA is crucial for raising awareness and promoting timely intervention.

Here are some key facts about SCA:



SCA is a silent killer:

It often strikes without warning, leaving no time for preparation or response.



Time is critical:

Every minute without treatment decreases the chances of survival by 10%.



Global impact:

SCA affects an estimated 2-7 million people worldwide, causing a significant public health burden.



Survival rates are low:

The global survival rate for SCA is alarmingly low, highlighting the need for increased awareness and access to life-saving equipment like AEDs.



SCA is not the same as a heart attack:

While a heart attack can sometimes trigger SCA, they are distinct conditions. A heart attack is caused by a blockage in the blood vessels supplying the heart, while SCA is an electrical malfunction that disrupts the heart's rhythm.



CPR can help:

While CPR alone cannot restart the heart in SCA, it can help maintain blood flow to vital organs until defibrillation is available.



Early defibrillation is key:

The only effective treatment for SCA is immediate defibrillation, which delivers an electric shock to the heart to restore a normal rhythm.

By understanding these facts about SCA, you can be better prepared to respond to this medical emergency and potentially save lives. Remember, time is of the essence when it comes to SCA, and early intervention can make all the difference.



Causes of Sudden Cardiac Arrest

Sudden Cardiac Arrest can be triggered by various underlying medical conditions and external factors. While some causes are more common than others, it is essential to remember that SCA can strike even seemingly healthy individuals. Here are some of the common causes of SCA:

Heart-related conditions

Coronary artery disease (CAD): The most common cause of SCA is CAD, which occurs when the arteries supplying blood to the heart become narrowed or blocked. This reduces blood flow and oxygen to the heart muscle, disrupting the heart's electrical system and triggering SCA.

Heart attack: A heart attack can sometimes lead to SCA if a significant portion of the heart muscle is damaged, disrupting the heart's electrical signals.

Cardiomyopathy: This condition affects the heart muscle, making it harder for the heart to pump blood effectively. It can lead to abnormal heart rhythms and increase the risk of SCA.

Congenital heart defects: These abnormalities present at birth can affect the heart's structure and function, potentially increasing the risk of SCA.

Valvular heart disease: This condition affects the heart valves, which control blood flow through the heart. It can lead to abnormal heart rhythms and increase the risk of SCA.

Other medical conditions

Electrolyte imbalances: Imbalances in electrolytes, such as potassium or magnesium, can disrupt the heart's electrical activity and trigger SCA.

Drug overdose: Certain drugs, especially those affecting the heart's rhythm, can increase the risk of SCA.

Severe infections: Infections that affect the heart, such as myocarditis (inflammation of the heart muscle), can disrupt the heart's electrical system and lead to SCA.

External factors

Electrocution: Electrical shock can disrupt the heart's rhythm and cause SCA.

Drowning: Lack of oxygen due to drowning can lead to cardiac arrest.

Trauma: Severe injuries, especially those affecting the chest, can damage the heart and trigger SCA.

Hypothermia: Extremely low body temperature can disrupt the heart's rhythm and cause SCA.

Asphyxiation: Suffocation or choking can lead to cardiac arrest due to lack of oxygen.

Risk factors

Family history: Having a close relative who experienced SCA increases your risk.

Heart disease: Pre-existing heart conditions like coronary artery disease or cardiomyopathy elevate SCA risk.

Smoking: Smoking damages blood vessels and increases the risk of heart problems.


High blood pressure: Untreated high blood pressure strains the heart and increases SCA risk.

High cholesterol: High cholesterol contributes to plaque buildup in arteries, raising the risk of heart disease and SCA.

Diabetes: Diabetes increases the risk of heart disease and can damage nerves that affect heart function.

Obesity: Being overweight or obese increases the risk of heart disease and SCA.

Sedentary lifestyle: Lack of physical activity increases the risk of heart disease and other health problems.



What are the Risks of Sudden Cardiac Arrest at Sea?

The maritime environment presents unique challenges and risks that can significantly increase the likelihood of Sudden Cardiac Arrest (SCA) among seafarers. While SCA can strike anyone, anywhere, the demanding nature of maritime work, coupled with the remote and isolated conditions at sea, creates a particularly high-risk environment.




Demanding Work Environment

The demanding work environment of seafarers presents a significant risk factor for SCA. Long and irregular hours disrupt sleep patterns and elevate stress levels, impacting cardiovascular health. The physical strain of maritime labour can also burden the heart, particularly for those with pre-existing conditions. Additionally, the isolated and confined shipboard environment, combined with the pressures of managing complex operations, contributes to mental stress, a known trigger for SCA.



Remote and Isolated Conditions

The remote and isolated nature of maritime work presents further challenges in addressing SCA. Ships often operate far from shore, hindering access to timely medical assistance and potentially delaying life-saving treatment. Communication difficulties, especially in areas with limited connectivity, can impede the ability to promptly call for help and receive medical guidance. Even when assistance is available, evacuation from a ship can be complex and time-consuming, further delaying critical treatment for SCA.





Environmental Factors

Seafarers face heightened exposure to environmental factors that can contribute to SCA. Contact with hazardous substances like chemicals, fumes, and gases can negatively impact cardiovascular health. Extreme weather conditions, including heat, cold, and storms, stress the body more. Furthermore, prolonged exposure to the ship's motion can induce motion sickness, leading to dehydration, electrolyte imbalances, and other physiological changes that increase the risk of SCA.



Lifestyle Factors

The lifestyle constraints of seafaring can also contribute to an increased risk of SCA. Limited access to fresh and healthy food options can lead to unhealthy eating habits, increasing the risk of obesity, high blood pressure, and other cardiovascular risk factors. Long hours spent in confined spaces with limited opportunities for physical activity often result in a sedentary lifestyle. Additionally, smoking and excessive alcohol consumption are significant risk factors for SCA.



Pre-existing Medical Conditions

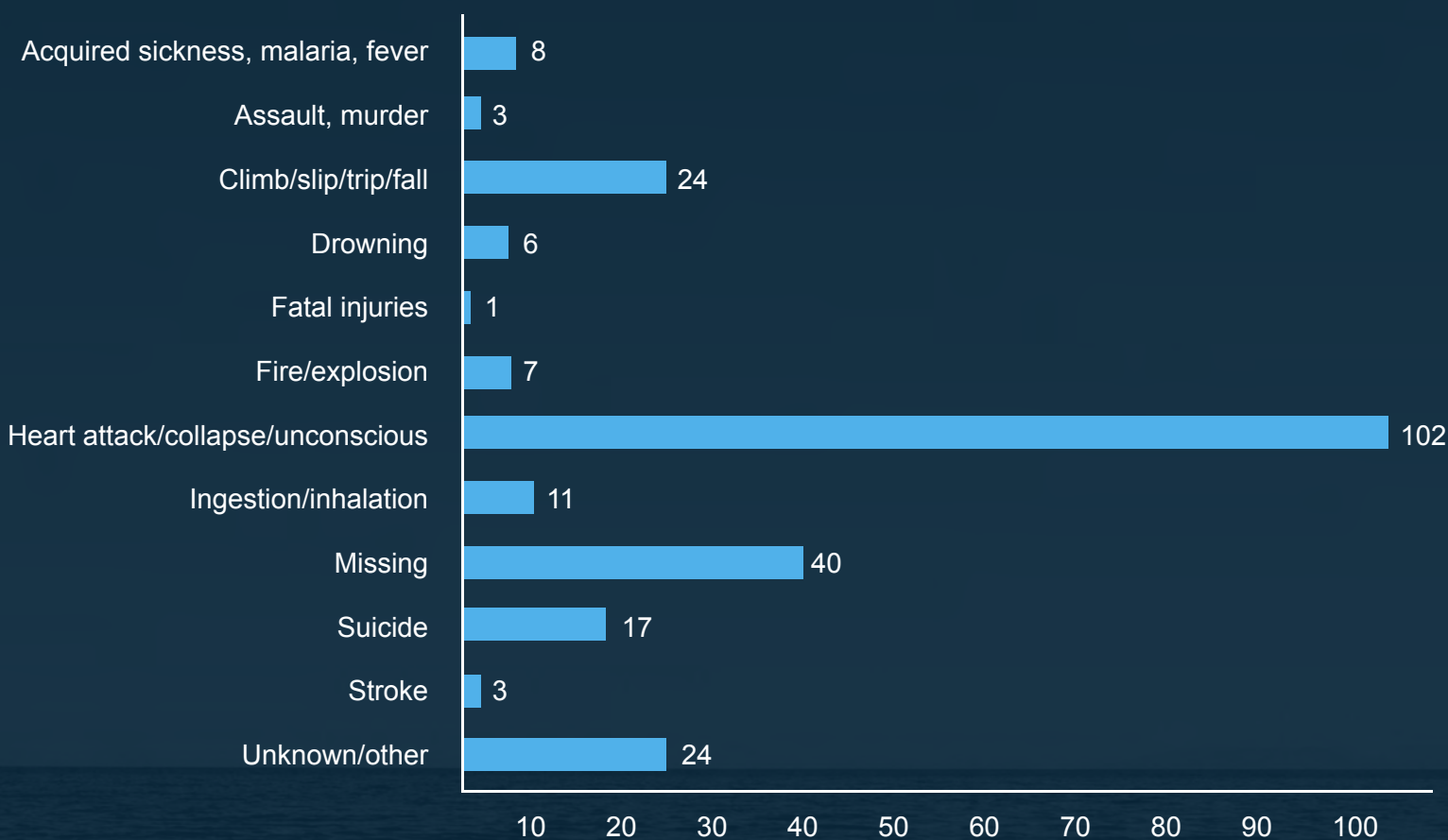
Pre-existing medical conditions among seafarers can significantly elevate the risk of SCA. Those with heart conditions like coronary artery disease or cardiomyopathy are at an exceptionally high risk. Other medical conditions, such as diabetes, high blood pressure, and sleep apnea, can also increase the likelihood of SCA.

Given these risks, ship owners and operators must proactively protect their crew members from SCA. This includes providing access to AEDs, ensuring proper training in CPR and AED use, promoting healthy lifestyle choices, and implementing regular medical checkups for seafarers.

Liberian Flag Data: A Stark Reminder of SCA Risks

Data collated by the Liberian Flag in 2018 painted a stark picture of the prevalence of Sudden Cardiac Arrest among seafarers. Their analysis of the leading causes of death among Liberian Flag seafarers between 2013 and 2018 revealed a concerning trend: “heart attack, collapse, unconscious” was the most frequent cause, claiming the lives of numerous individuals. This alarming statistic underscores SCA’s silent and deadly nature, often striking without warning.

The leading cause of death at sea Among Liberian Flag seafarers, 2013-2018



The Liberian Flag data serves as a wake-up call for the maritime industry, highlighting the urgent need for greater awareness and preventative measures to combat SCA. The findings emphasise the importance of having AEDs readily available on-board vessels. Early defibrillation is the only effective treatment for SCA, and the timely deployment of an AED can significantly increase the chances of survival.

This data aligns with a broader movement towards greater transparency and accountability regarding seafarer deaths. The International Labour Organization (ILO) enforced new regulations in 2024 requiring all seafarer deaths to be recorded and reported annually. This initiative aims to improve data collection and analysis, enabling a deeper understanding of the causes and contributing factors to fatalities at sea. By shedding light on the prevalence of SCA-related deaths, the ILO’s efforts will further emphasise the need for widespread AED adoption and comprehensive crew training to ensure the safety and well-being of seafarers.

Real-Life Stories: AEDs Making a Difference at Sea

In the maritime industry, where access to immediate medical care is often limited, having an AED on board and readily available can be the difference between life and death. These real-life stories illustrate the power of AEDs in saving lives at sea:

ARTCO/ADM - Illinois River, IL

A towboat worker on the Illinois River experienced a sudden cardiac arrest. Fortunately, the towboat was equipped with a Lifeline AED, thanks to the efforts of a distributor who passionately advocated for AEDs after the tragic loss of his 19-year-old daughter to SCA. The quick action of the crew in using the AED saved the worker's life.




Carnival Glory's "Cruise to Nowhere"

A woman on a weekend getaway cruise suffered a sudden cardiac arrest while onboard. Thankfully, the ship's crew and passengers were trained in CPR and AED use. Their swift response in performing CPR and using the AED to deliver a shock to her heart ultimately saved her life.



Vashon Island Dock, Washington, USA

In September 2022, a ferry passenger suffered a major cardiac event at the Vashon Island dock. The terminal crew members immediately took charge, performing CPR and using an AED twice. Their quick thinking and access to an AED saved the passenger's life.



These stories highlight the critical importance of having AEDs on board vessels and ensuring that crew members are trained in their use. Sudden Cardiac Arrest can strike without warning, and in the maritime environment, where time is of the essence, an AED can be the crucial link in the chain of survival.



How To Treat SCA: The Chain Of Survival

The chain of survival is a series of steps that should be taken in the event of sudden cardiac arrest. The goal is to provide timely, coordinated care to increase the victim's chance of survival. Bystanders can help save lives by addressing the first three links in the chain of survival.

Early Access

The first and most critical step is to recognise the signs of SCA and immediately call for medical help.

The sooner emergency medical services are activated, the sooner advanced care can be initiated.



Early Defibrillation

Defibrillation is the only effective treatment for SCA. It involves delivering an electric shock to the heart to restore a normal rhythm.

The sooner defibrillation is administered, the higher the chances of survival.



Early CPR

Cardiopulmonary Resuscitation (CPR) involves chest compressions and rescue breaths, which help maintain blood flow and oxygen delivery to vital organs until defibrillation is available.

CPR buys time and increases the chances of successful defibrillation.

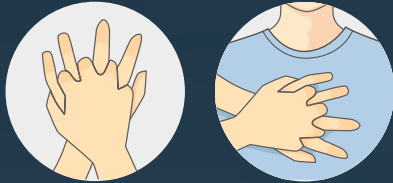
Early Advanced Care

Once emergency medical services arrive, they can provide advanced life support, including medications, intubation, and other interventions to stabilise the patient and transport them to a hospital for further care.

What is CPR?

Cardiopulmonary Resuscitation (CPR) is a life-saving technique that helps maintain blood flow and oxygen delivery to vital organs when someone's heart has stopped beating effectively. It's a combination of chest compressions and rescue breaths, if comfortable delivering these, that anyone can perform, even without formal medical training.

Chest compressions:



Hand Placement and Body Position:

Place the heel of one hand in the centre of the chest, on the lower half of the breastbone.

Place your other hand on top, interlacing your fingers. Keep your arms straight and shoulders directly above your hands.



Compression Technique:

Push hard and fast in the centre of the chest, compressing at least 2 inches (5 cm) for adults and children.

Aim for 100-120 compressions per minute, allowing the chest to fully recoil after each compression.

Rescue breaths:



Open Airway: Tilt the head back and lift the chin to open the airway.

Give Breaths: After every 30 chest compressions, give 2 rescue breaths.

Seal and Blow: Pinch the nose closed, make a complete seal over the person's mouth with yours, and blow for 1 second, watching for the chest to rise. Give a second breath.

Continue CPR until:

- The person shows signs of life, such as breathing.
- An AED becomes available and is ready to use.
- Emergency medical services arrive and take over.
- You become too exhausted to continue.

While CPR alone cannot restart the heart, it is a crucial temporary measure that can help keep the brain and other vital organs alive until defibrillation is available.

Remember, the sooner CPR is started, the better the chances of survival. Even if you're not formally trained, don't be afraid to help – your efforts can make a difference. By understanding the basics of CPR, you can be prepared to respond to a cardiac arrest and potentially save a life.



The Importance of AEDs

Automated External Defibrillators are crucial in the fight against Sudden Cardiac Arrest (SCA).

These portable devices are designed to be user-friendly, enabling anyone, regardless of medical background, to deliver a life-saving shock to an SCA victim.

AEDs analyse the heart rhythm and provide clear instructions on when and how to deliver a shock, guiding the user through the rescue process.



In a cardiac emergency, every second counts. Rapid intervention with an AED can significantly increase the chances of survival. Remember to act quickly and call for emergency medical assistance if you witness someone experiencing SCA symptoms. If you are trained in CPR, start chest compressions and rescue breaths immediately. If an AED is available, use it as soon as possible.

By understanding the importance of early intervention and the role of AEDs in the Chain of Survival, you can be prepared to respond effectively to SCA and potentially save lives.

What is an AED?

An Automated External Defibrillator (AED) is a portable electronic device that analyses the heart's rhythm and delivers an electric shock, if needed, to restore a normal heartbeat in the event of Sudden Cardiac Arrest (SCA).

AEDs are designed to be user-friendly, enabling even those without medical training to provide life-saving assistance during a cardiac emergency.

How AEDs work

When applied to an SCA victim, the AED analyses the heart's electrical activity through electrodes placed on the chest. If a shockable rhythm is detected, the device will charge and deliver an electric shock to the heart, attempting to restore a normal heartbeat.

AEDs provide clear voice prompts and instructions to guide the user throughout the process. Some AEDs also feature visual indicators like lights and diagrams for additional assistance.

Key features of AEDs

AEDs are designed with key features that make them practical life-saving tools. Their portability allows for easy transport and use in various settings. User-friendly designs, with simple instructions and voice prompts, make them accessible even for untrained individuals. Built-in safety features prevent accidental shocks, ensuring user safety.

The importance of AEDs

AEDs play a crucial role in improving SCA survival rates by enabling early defibrillation, a critical factor in increasing the chances of survival. They make defibrillation accessible to more people, even in remote locations or situations where medical assistance is delayed.

When an AED is readily available, it empowers bystanders to take action during a cardiac emergency, AEDs bridge the gap between the onset of SCA and the arrival of professional medical help, ultimately contributing to saving lives.

By understanding the function and importance of AEDs, you can be better prepared to respond to SCA and provide life-saving assistance.



Who Can Use an AED?

One of the most remarkable features of Automated External Defibrillators is their user-friendliness. Designed with simplicity in mind, AEDs can be used by virtually anyone, regardless of their medical background or training. This accessibility empowers bystanders and crew members to take immediate action and potentially save lives during a cardiac emergency.

User-Friendly Design for Everyone

AEDs are equipped with clear voice prompts and visual instructions that guide the user through every step of the rescue process. This step-by-step guidance eliminates the need for extensive medical knowledge or prior training. Whether you're a crew member on board a ship or simply a passenger traveling on a cruise, you can confidently use an AED to provide life-saving assistance. Even those with no medical background whatsoever can effectively use an AED to help someone experiencing SCA. Essentially, AEDs empower anyone who wants to be prepared to help in a cardiac emergency.

Empowering Bystanders, Saving Lives

In a cardiac emergency, every second counts. AEDs empower bystanders to take action even before professional medical help arrives. This immediate intervention can significantly increase the victim's chances of survival, especially in remote environments like a ship at sea where access to medical care might be delayed.

Remember, anyone can use an AED to save a life. Don't hesitate to act if you find yourself in a situation where someone is experiencing SCA. Your willingness to step up and use an AED could make all the difference.



What Should I Look For in a Marine AED?

The Marine environment presents unique challenges for electronic equipment, and AEDs are no exception. When choosing an AED for use on board a vessel, selecting a device specifically designed to withstand the harsh conditions encountered at sea is crucial. Here are some key features to look for in a Marine AED:



Durability

Rugged construction: It should be made of durable materials that withstand shocks, vibrations, and extreme temperatures.

Water resistance: Look for a high Ingress Protection (IP) rating, indicating water and dust resistance. An IP rating of IP55 or higher is recommended for marine environments.

Corrosion resistance: Components should be resistant to corrosion from saltwater and other harsh marine elements.



Reliability

Long battery life: A long life ensures readiness for use, even during extended voyages.

Self-testing: The device should perform regular self-tests to ensure its components are functioning correctly and are ready for use.

Clear indicators: Clear indicators, such as lights and audible warnings, should be present to alert users to any issues or maintenance needs.



Usability

Simple and intuitive interface: The device should be easy to use, even for untrained individuals, with clear voice prompts.

Multilingual support: Various language options accommodate diverse crews.

Compact and portable: A minimal, lightweight design makes the defibrillator easy to store and transport around the vessel.



Additional Features

Marine-specific accessories: Consider AEDs with marine-specific accessories, such as carry cases, wall cabinets, and bulkhead brackets, for secure and accessible storage on board.

Training options: Choose an AED provider that offers comprehensive training programs and accessories to support to ensure crew members are confident and competent in using the device.

Warranty and support: To ensure peace of mind, look for an AED with a comprehensive warranty and reliable customer support.

By considering these factors, you can select a Marine AED that is durable, reliable, and user-friendly. This ensures that it is always ready to provide life-saving assistance in a cardiac emergency at sea.

What Else Should I Consider?

Pads

When equipping your vessel with an AED, it is crucial to consider the device and the essential accessories that ensure its proper function and readiness for use. AED pads are critical to defibrillation, and choosing the right pads is crucial for effective treatment.



Durability

Device-specific pads: AED pads are not universal. Ensure that the pads you choose are compatible with your specific AED model.

Pad quality: Choose high-quality pads compatible with your AED from reputable manufacturers to ensure reliable performance and adhesion to the skin.

Shelf-life

Expiration dates: AED pads have a limited shelf life, typically around 2 years, depending on the manufacturer and model.

Storage conditions: Proper storage is crucial for maintaining the integrity of AED pads.

Types of Pads

Adult pads: Designed for individuals weighing over 55 pounds (25 kg).

Paediatric pads: Designed for children weighing less than 55 pounds (25 kg).

Spare pads: It's recommended to have spare sets of pads on hand in case the primary pads are used, damaged, or expired.

What Else Should I Consider? Storage

Proper storage of your AED is crucial for ensuring its readiness for use in a cardiac emergency. The storage location should be easily accessible and visible, while also protecting the device from damage and environmental factors.

Accessibility

Central location: Store the AED in a central location easily accessible to potential responders.

Clear signage: Use clear signage to indicate the AED's location.

Visibility

Visible storage: Store the AED in a visible location, such as a wall-mounted cabinet bracket, with clear directional signage.

Well-lit area: A permanently well-lit area is important to ensure quick retrieval and use.

Protection

Temperature and humidity: Store the AED in a location with moderate temperature and humidity levels.

Secure mounting: If mounting the AED on a wall or bulkhead, ensure that it is securely fastened.

Additional Considerations

Regular checks: Regularly check the AED's storage location to ensure it is clean, dry, and free from obstructions.

Emergency procedures: Include the AED's location and instructions for use in your vessel's emergency procedures and drills.

Crew awareness: Ensure all crew members know the AED's location and how to use it in an emergency.





What Else Should I Consider? Training

While the Lifeforce range is designed to be user-friendly, we recommend training to enhance user confidence and ensure optimal performance. Investing in training empowers your team to respond confidently and effectively to cardiac emergencies, potentially saving lives; choosing the right training solution for your needs is important. There are three options available for the Lifeforce Range of defibrillators.

Comprehensive Training Course

Our in-depth training course covers all aspects of AED use, including CPR and essential life support. Learn from experienced instructors and learn how to handle cardiac emergencies effectively.

Standalone Training Unit

This dedicated training device allows you to simulate real-life scenarios, practice using the AED, and refresh your skills without using your live AED.

Training Upgrade Package

This package temporarily converts your existing Lifeforce AED into a training unit for hands-on practice and regular training drills.

This offers a cost-effective way to conduct regular training using your actual on-board AED.

Investing in AED training provides numerous benefits, including increased crew member confidence in responding effectively to SCA. Training also improves the speed and accuracy of CPR and AED use, maximising the chances of survival. Additionally, it enhances teamwork and coordination during a cardiac emergency, ensuring a more efficient and effective response. Moreover, training can help reduce anxiety and fear associated with responding to SCA, enabling crew members to act decisively in critical situations.



The Lifeline AED: Your First Line of Defence

The Lifeline AED is designed to be the simplest and most effective defibrillator on the market. Its clear, step-by-step audio instructions guide users through the rescue process, making it easy for untrained individuals to administer life-saving shocks. In critical moments, every second counts, and the Lifeline AED is designed to maximise survival rates.

Built to withstand harsh marine environments, the Lifeline AED is durable and reliable. Its robust design includes a bright yellow casing for maximum visibility and a rubberised handle and edges for protection from accidental damage. The Lifeline AED can be tailored to your specific needs and regulatory requirements with semi-automatic and fully automatic models and standard and high-capacity battery options.

By equipping your vessel with a Lifeline AED, you're proactively protecting your crew and passengers against long rescue intervention times. Its user-friendly design, rapid deployment, and advanced technology make it the ideal choice for maritime safety.

Key benefits of using the Lifeline AED at sea include:

- **User-friendly:** The world's simplest AED with easy-to-follow voice prompts
- **Safe and Reliable:** Automatic analysis only allows required shocks
- **Rugged and Durable:** IP54 Rated and built to military standards
- **Easily Portable:** Robust handle and lightweight build
- **Self-Testing:** Ensures the device is always rescue-ready
- **Long Battery Life:** Provides extended usage time
- **Future-Proof:** Easily updatable to meet the latest standards





The Lifeline VIEW:

Your Visual Guide to Saving Lives

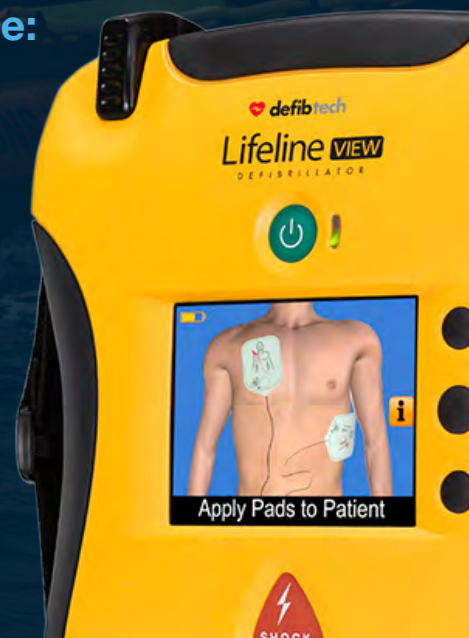
The Lifeline VIEW is not just an AED; it's your life-saving coach. Its full-colour screen provides clear, step-by-step visual and audio instructions, making it easy for anyone to respond to a cardiac arrest, even in stressful situations. Whether you're the trained on duty first aider or simply the first person to attend the site of an SCA incident, the Lifeline VIEW's intuitive design guides you through every step of the process.

Built to withstand the rigours of the marine environment, the Lifeline VIEW is both durable and reliable. Its robust construction, IP55 rating, and impact-resistant design ensure it can withstand harsh conditions. Additionally, the device's long-lasting battery and self-testing features provide peace of mind, knowing it's always ready when needed.

By equipping your vessel with a Lifeline VIEW, you're equipping your people with the only treatment to tackle Sudden Cardiac Arrest. Its user-friendly design, advanced technology, and clear visual guidance make it the ideal choice for maritime safety.

Key benefits of using the Lifeline VIEW at sea include:

- **Simple and Intuitive:** Easy-to-follow visual and audio instructions
- **Multilingual Support:** Available in up to 25 languages to accommodate diverse crews
- **Rapid Response:** Quick analysis and rapid shock delivery
- **Durable and Portable:** Built to withstand harsh marine environments
- **Weatherproof:** IP55 rated for protection against water and dust
- **Self-Testing:** Ensures the device is always ready for use
- **Long Battery Life:** Provides extended usage time
- **Customisable:** Configurable to meet specific requirements



Compare our defibrillators



	Lifeline AED	Lifeline VIEW
Battery Capacity	Battery options available: Standard Capacity (4.5-5 Years) and High Capacity (6.5-7 Years)	Standard Capacity Battery (3.5-4 years)
Screen	No Screen	Full-colour Screen
Shock Type	Semi-Automatic (2 button rescue operation) and Automatic (1 button rescue operation) options available	Semi-Automatic (2 button rescue operation) and Automatic (1 button rescue operation) options available
No. of Shocks	125 / 300 *	125
Hours of Continuous Operation	8 / 16 *	8
Languages Programmable	Up to 22 language options available	Up to 32 language options available, including 18 dual-language options
Size	22 x 30 x 7 cm	18.5 x 24 x 5.8 cm
Weight	1.9kg / 2kg *	1.4kg

* – Multiple answers are for Standard Capacity Battery / High Capacity Battery

What packages are available?

SAVE more than 10% and buy everything you need to save lives in one go



Bronze Package

- Lifeline Standard Semi-Auto Defibrillator
- Standard Lithium Battery Pack and 9-Volt Battery
- Indoor Cabinet
- 2 Pairs of Defibrillator Pads
- 1 Rescue Kit – Scissors, Razor, Wipes, Face Shield and Gloves



Silver Package

- Lifeline High-Capacity Semi-Auto Defibrillator
- High-Capacity Lithium Battery Pack and 9-Volt Battery
- Indoor Cabinet
- 2 Pairs of Defibrillator Pads
- 1 Rescue Kit – Scissors, Razor, Wipes, Face Shield and Gloves



Gold Package

- Lifeline VIEW Semi-Auto Defibrillator
- Standard Lithium Battery Pack
- Indoor Cabinet
- 2 Pairs of Defibrillator Pads
- 1 Rescue Kit – Scissors, Razor, Wipes, Face Shield and Gloves



Lifeforce™

MARINE AEDS

Spares and Accessories




Item	Image	Description
<p>Replacement Defibrillator Pad Packages</p> <p>Lifeline Replacement Pads – 100908</p> <p>VIEW Replacement Pads – 101439</p>		<p>Provides back-up defibrillation pads if the primary set are used, lost or damaged at sea.</p> <p>Giving peace of mind that your AED is always rescue-ready!</p>
<p>Replacement Battery Packs</p> <p>Lifeline High-Capacity Battery Pack – 100907</p> <p>VIEW Replacement Battery – 101438</p>		<p>Replacement battery packs are ready to be deployed if your existing battery is depleted or has expired.</p> <p>This peace of mind ensures your AED will always be ready in an emergency!</p>
<p>AED Carry Cases, including Emergency Response Kit</p> <p>Lifeline Carry Case – 100915</p> <p>VIEW Carry Case – 101442</p>		<p>With specific options for each defibrillator unit, our carry cases can hold a unit and all the associated spares to offer convenient storage and transportation to any location onboard. Whether you need the AED on deck or in a tank, these cases can be carried by hand using the hand grip or hands free with the shoulder straps.</p> <p>Ensuring that the rescuer has everything they need and both hands spare to safely reach the victim!</p>
<p>6mm Insulating Switchboard Matting</p>		<p>Available in 2 metre or 5 metre lengths.</p> <ul style="list-style-type: none"> • 6mm Insulating Switchboard Matting • Width 915mm • Length 2m or 5m



Lifeforce™

MARINE AEDS

Spares and Accessories

Item	Image	Description
<p>Bulkhead Bracket 100919</p>		<p>This bulkhead bracket simply fixes to the bulkhead in minutes and secures the Lifeforce range of AEDs in rough weather. It provides a dedicated AED storage location that can be written into emergency protocols.</p> <p>Ensuring everyone onboard knows where to locate the AED and save a life quickly when every second counts!</p>
<p>Wall Mounted Cabinet Alarmed</p>		<p>This wall mounted cabinet is alarmed to protect against theft or damage, perfect if you will be keeping your defibrillator in a public area.</p> <ul style="list-style-type: none"> • Alarmed • Strong metal casing for increased durability and longevity • Large design to accommodate all sizes of defibs and their carry cases • A clear glass door enables anyone to see the lifesaving defibrillator & that it is ready to be used • Aluminium grip handle for ease of access • Fixings for wall mounting included
<p>Wall Mounted Cabinet Non-Alarmed</p>		<p>Keeping your life-saving defibrillator in a cabinet at a fixed location ensures that its presence is noted and that it can be accessed immediately in the event of a cardiac emergency.</p> <p>Same as above but non-alarmed.</p>

Customer Testimonials

What Our Customers Say

“The Lifeline AED from Martek Marine met all our criteria. We have mandated the requirement for AEDs on every ship to protect against the World’s biggest killer - Sudden Cardiac Arrest.

We hope and expect this to raise the standards of the industry and give crews a choice to sail with caring employers”

V-Ships

“We chose to equip our ship’s with Martek’s Lifeline Automated External Defibrillator (AED) as it is simple to use, requires no specialist training or knowledge from the crew and provides a shock only as and when required.”

Carlo Inconato - Fratelli D’Amico Armatori

“We believe it is essential that other operators follow suit by providing defibrillators on-board their ships. It can make the difference between life and death.”

Allan Graveson - Senior National Secretary, Nautilus UK

“Having completed a broad market investigation, it became clear that Martek Marine were able to provide a unit at reasonable cost, specifically tailored for the fairly unforgiving demands of the marine industry.

This, combined with the evident simplicity of use, guided the decision which has not been regretted.”

Tony Loizou - Managing Director, Maestro Shipmanagement (Cyprus) Ltd

“Tamar Ship Management has chosen to place on board of all vessels the Martek AED for two reasons: We care about our Crew – the most important asset in a Shipping Company; The Martek AED is one of the most fail-proof and the most user-friendly piece of equipment ever seen.”

Captain Bogdan, Tamar Ship Management HK



Frequently Asked Questions

What if my crew are apprehensive about using the AED?

Lifeforce AEDs are designed to be user-friendly, minimising the risk of misuse. The device automatically analyses the heart rhythm and delivers a shock only when necessary. With clear voice prompts and simple instructions, even untrained individuals can confidently use the AED.

How easy to use are defibrillators?

Modern defibrillators, like the Lifeforce range, are incredibly user-friendly. They feature simple designs with clear instructions, making them accessible to everyone. Independent studies have consistently shown that Lifeforce AEDs are among the easiest to use, even for those without formal medical training.

What if I don't have a crew qualified to use an AED?

While training can enhance confidence, it's optional. Lifeforce AEDs are designed to be intuitive and easy to use. However, training can provide valuable knowledge and skills to maximise the device's effectiveness.

What is the warranty on Lifeforce AEDs?

Lifeforce AEDs come with an industry-leading 8-year warranty, demonstrating our confidence in their durability and reliability.

What maintenance is required for Lifeforce AEDs?

Lifeforce AEDs are designed to be low-maintenance. The devices perform regular self-tests to ensure they are always rescue-ready. The main maintenance task is replacing the battery and pads when they expire.

Are Lifeforce AEDs suitable for all types of vessels?

Lifeforce AEDs are designed for use on all vessels, from small yachts to large cargo ships.

What languages are available for Lifeforce AEDs?

Lifeforce AEDs are available in multiple single and dual-language options to cater to diverse crews.

Where can I purchase a Lifeforce AED?

You can purchase a Lifeforce AED directly from Martek Marine or through our authorised distributors. Contact us for more information or to place an order.

MARTEK MARINE WORLDWIDE

- **Headquarters in the UK**
- **Asia-Pacific office in Singapore**
- **Global network of distributors and service partners**

United Kingdom Office

Adwick Park
Manvers
Rotherham S63 5AB
United Kingdom

Telephone: +44 (0) 1709 599 222

Email: info@martek-marine.com

Singapore Office

298 Tiong Bahru Road
#05-01, Central Plaza
Singapore 168730

Telephone: +65 6037 1360

Email: apacsales@martek-marine.com

Registered in England and Wales number: 03930003

Martek Sustainability Statement

We are dedicated to building a sustainable and profitable business while continuing to operate responsibly with honesty, integrity and fairness.

At Martek Marine, we are committed to establishing high ethical standards of behaviour and effective corporate governance. This defines our strategic and financial objectives. Corporate responsibility remains central to delivering our strategy and achieving our success.

We are committed to conducting business in an environmentally responsible manner. We are putting in place processes to understand and address our responsibilities in respect of our operational impacts on the environment.

We aim to reduce the use of replacement parts and calibration to help overcome waste and excessive carbon emission.

Pioneering sustainable and innovative solutions for ship safety, performance and crew welfare.

www.martek-marine.com